

Kämmer Valves® – Product Profile





Flowserve manufactures a complete line of automatic control valves for special applications. This bulletin briefly describes each product. There is a detailed brochure available for each Kämmer valve series.

Please contact us for more information

With many years of Experience FLOWSERVE Kämmer is a manufacturer of special application and general service control valves and actuators, which are used extensively in the chemical, petrochemical, power, petroleum, pulp & paper, pharmaceutical, food processing and cryogenic industries.

From its beginnings in 1966, FLOWSERVE Kämmer concentrated its engineering and manufacturing expertise toward producing valves for specific niche markets, instead of offering a very broad and general valve line. Because users look to FLOWSERVE Kämmer for specific answers to tough applications, more than half of all FLOWSERVE Kämmer valves are custom designed. However, because of the versatility and interchangeability they often do not require additional time or cost. FLOWSERVE Kämmer's ability to meet difficult applications has also added a wealth of experience, which has been applied to Kämmer's standard valves. Overall, FLOWSERVE Kämmer valves are designed to handle a wide range of service conditions: pressures from vacuum to 60,000 psi and temperatures from -520 °F to 800 °F. Body materials include all common stainless steels, in addition to plastics and exotic alloys.

Flowserve Kämmer is located in Essen, Germany serving Europe, Middle East, Africa, Asia and the Pacific Region. For the Americas, Flowserve has an Sales Office with assembly capabilities in Pittsburgh, PA.

FLOWSERVE

FLOWSERVE is one of the most recognized and preferred global suppliers of fluid motion and control products and services.

FLOWSERVE will use its collective resources and experience to deliver products, services and solutions that help customers exceed their business goals.



Actuators



FLOWSERVE Kämmer pneumatic actuators are widely known for their versatile diaphragm design, easy installation and simplified maintenance. When compared to other manufacturers' diaphragm actuator designs, Kämmer actuators have much higher thrust capabilities, feature a very compact design and are lighter in weight. They also feature a field reversible design that requires no additional parts.

FLOWSERVE Kämmer actuators feature a multiple spring design for improved safety of the fail-safe mode, and for easily increasing thrust capabilities.

50 Series electric actuator for those applications requiring precise positioning and low maintenance, FLOWSERVE Kämmer offers a rugged and compact electric actuator. Upon loss of power, the actuator is designed to fail in the last position. Kämmer also offers manual handwheels with four sizes that range from 4 to 11 inches in diameter.

Cryogenic



041000 Series cryogenic valve provides reliable service in cold box applications down to -196°C . Series 241000 is designed for ultra-low temperatures for Helium liquefaction at 4K.

High Pressure



High pressure valves with or without bellows seals in different designs up to 60,000psi / PN4000 for super-pressure applications.

Corrosive



With its new Series 132000, a PFA lined control valve, FLOWSERVE Kämmer can offer a competitive product for all kind of corrosive applications up to 16 bar pressure.



Sanitary



Sanitary valve Series 191000 is designed to fulfil EHEDG and 3A standards. Various options for food and beverage usage to ultra-clean aseptic requirements. For rugged applications an aseptic bellows version is available.

Others



Under “Others” we define all customer specific solutions for any kind of application. FLOWSERVE Kämmer is known as “the” manufacturer for special valves and solutions. That’s why we name ourselves the “Solution Provider”

Low Flow and Micro Flow



FLOWSERVE Kämmer is one of the most recognized manufacturer for low and micro flow valves. A wide variety of options allows the best suitable version for the actual requirement.

Bellows Seal



To protect personnel and the environment, toxic or aggressive mediums must be processed in a closed system.

To ensure the integrity of such systems Kämmer can supply almost all its valves with bellows seals, depending on the valve series in metal or plastic design, that guarantee zero leakage. Kämmer bellows seals fulfil the requirements of the German “TA-Luft” and ISO 15848-1.

Severe Service



Severe Service trims can be used in many valves series to reduce noise, cavitation or to protect the trim against corrosion or erosion. The Multi-Z valve series is designed for cavitation elimination in one of the most severe applications – Boiler Feedpump Recirculation. However, the Multi-Z can be used in any application where solids and severe cavitation are prevalent.



Project Valves

Our core competencies lie in low flow applications and difficult laminar flows, in mastering complex technologies and in our profound knowledge when engineering valves and creating working solutions. All these resources, bundled together with state-of-the-art manufacturing procedures, qualify us as your prime ally in partnership. Acquired expertise and our ability to understand your applications and recognise your problems provide us with a unique opportunity to work with you and optimise your process systems.

Engineered products for...



...heavy duty valves in severe service applications



...industrial gas transportation



...high pressure valves in low density Polyethylene production






...liquefied natural gas production











...tank outlet and injection valves

Actuators





| Design | Diaphragm | Diaphragm | Diaphragm |
|--------------------------------|--|---|---|
| Product |  |  |  |
| Type | KP-Series 1 | KP-Series 2 | KP-Series 3 |
| Action | Linear | Linear | Linear |
| Material | Aluminium, powder coated | Stainless Steel | Carbon Steel |
| Air Supply max. | 65 psi | 87 psi | 87 psi |
| Number of sizes | 2 | 4 | 2 |
| Diaphragm / Piston area sq. in | 3.9, 12.4 | 18.6, 46.5, 93, 186 | 264, 496 |
| Force kN | 1.6 max. | 34 max. | 100 max. |
| Stroke or Angle in. | 0.39 | 0.4 to 2.36 | 0.8 to 4.0 |
| Temperature Range °F | -40 to +176 | -40 to +176 | -40 to +176 |
| Handwheel (option) | Non | Top mounted | Top mounted |
| Accessories | | Travel stop Top mounted limit switches | Travel stop |
| Remarks | Very compact actuator especially developed for the Flowserve Kämmer Low Flow valve series. | Complete stainless steel actuator designed for corrosive atmospheres in different locations. Based on the yoke rod design, flexible usage for almost all valve series with linear movements. Also available for the direct mounted Flowserve positioner series Logix 500si. | Heavy duty actuator for high thrust requirements for large valves. |





| Diaphragm | Electric | Manual | Manual |
|--|---|--|---|
|  |  |  |  |
| KA-Series 4 | Series 5 | Handwheel | Handwheel Top |
| Linear | Linear | Linear | Linear |
| Aluminium, powder coated | Aluminium, powder coated | Aluminium, powder coated | Aluminium, powder coated |
| 65 psi | N/A | N/A | N/A |
| 4 | 4 | 4 | 4 |
| 12.4, 31, 77.5, 155 20 max. | – | ø 3.15, 3.34, 6.3, 9.8 in. | ø 3.15, 3.34, 6.3, 9,8 in. |
| 0.4 to 1.5 | 0.4 to 1.5 | 0.4 to 1.5 | 0.4 to 1.5 |
| -40 to +176 | -5 to +140 | N/A | N/A |
| Top mounted | Integral | N/A | N/A |
| Integral Positioner IP Integral Positioner PP Integral air reducer Travel stop Top mounted limit switches | Limit switches Analog feedback Integral positioner | | Accessory to pneumatic actuators only. |
| Integral analog positioner option highly modular with various accessory options such as air reducer, direct mounted solenoid valves and different IP transducer options. Field reversible | IP54 Various power supply options (24VDC to 230VAC) | Non rising handwheel for all types of Flowserve Kämmer Valves | For actuator series - KP Series 2 - KA Series 4 Non rising handwheel |

| | Cryogenic | | High Pressure | |
|-------------------------------|--|--|---|---|
| Design | Linear Angle | Linear Angle | Linear Globe Plug Head Guided | Linear Angle Plug Head Guided |
| Product |  |  |  |  |
| Type | 041000 | 241000 | 035000 | 011000 |
| Size Range | 1" to 8" DN 25 to DN 200 | 1/8" to 6" DN 4 to DN 150 | 1/2" to 6" DN 15 to DN 150 | IG NW 3 to 16 |
| Pressure Rating | Class 150 to 600 PN 10 to PN 63 | Class 150 to 600 PN 10 to PN 63 | Class 150 to 2500 PN 40 to PN 400 | ND 325 to ND 700 |
| End Connections | Butt weld | Butt weld | Flanged Butt Weld Special connections | Flanged (IG Standard) |
| Body Materials | Aluminium Special alloys | Stainless Steel | Carbon Steel Stainless Steel Special alloys | Stainless Steel Special alloys (Hastelloy) |
| Temperature Range (°F) | Down to -321 | Down to -452 | -321 to 1202 | -22 to 752 |
| Shut Off Class | IV to VI | IV to VI | IV to VI | IV to VI |
| Cv Range | 0.12 to 740 | 0.0012 to 470 | 0.012 to 400 | 0.000063 to 2.9 |
| Fugitive Emissions (optional) | TA-Luft certified ISO 15848 - part 1 / Class A-C | TA-Luft certified ISO 15848 - part 1 / Class A-C | TA-Luft certified ISO 15848 - part 1 / Class A-C | TA-Luft certified ISO 15848 - part 1 / Class A-C |
| Main Features | <ul style="list-style-type: none"> • Top entry up to DN 100 (4") • Bolted stainless steel low temperature extension • Cold Box installations • Air separation plants | <ul style="list-style-type: none"> • Top entry • Integral seat • Flexible plug for better tightness • Liquid Helium services | <ul style="list-style-type: none"> • Compact and lightweight • Wide variety of alloy materials | <ul style="list-style-type: none"> • Split body design |
| Options | <ul style="list-style-type: none"> • Bellows seal • Pressure balanced design • Larger sizes available | <ul style="list-style-type: none"> • Bellows seal • Thermalisation ring • Soft seat • Cover plate for vacuum sealing | <ul style="list-style-type: none"> • Angle body, 3-way valve • Bellows seal • Low temperature extension • Steam jacket • Severe service trims • API Standards available | <ul style="list-style-type: none"> • Multistage trim design • Bellows seal, trim kit material (tungsten carbide, ceramic, other), outlet bushing, • Soft seat • Different inlet / outlet sizes • DIN/ANSI flange • Threaded connection • Three Way Valve |

| | | Corrosive | Sanitary |
|--|--|--|--|
| Linear Angle Plug Head Guided | Linear Angle Plug Head Guided | Linear Globe Lined Body | Linear Angle |
|  |  |  |  |
| 011000 | 015000 | 132000 | 191000 |
| 1/4" | IG NW 16 to 45 | 1/2" to 4" DN 15 to DN 100 | 0.38" to 4" DN 10 to 100 |
| 60000 psi PN 4000 | ND 325 to ND 700 | Class 150 PN 16 | Class 150 PN 10 to PN 25 |
| Special high pressure threaded connections (Hofer, Autoclave) Clamps (Grayloc, Cajon, Haage) | Flanged (IG Standard) | Flanged | Flanged Weld Ends Screwed Ends Tri Clamps |
| Stainless Steel Special alloys | Stainless Steel Special alloys (Hastelloy) | Lined ductile iron 0.7043 (PFA, PFA antistatic) | Stainless Steel (1.4404) |
| -22 to 752 | -22 to 752 | 14 to 392 | -13 to 266 |
| IV to VI | IV to VI | IV to VI | IV |
| 0.000063 to 2.9 | 0.12 to 46 | 0.012 to 210 | 0.012 to 190 |
| | TA-Luft certified ISO 15848 - part 1 / Class A-C | TA-Luft certified ISO 15848 - part 1 / Class B-C | - |
| | • Split body design | • High flow rate • Screwed in seat • Modular design • Bellows seal • T-Grooves for liner | • 3A approved • EHEDG approved • Pressure class up to PN25 (191400 version) |
| • Trim kit material (tungsten carbide, ceramic, other) • Soft seat | • Multistage trim design • Bellows seal, trim kit material (tungsten carbide, ceramic, other), outlet bushing • Soft seat • Different inlet / outlet sizes • DIN/ANSI flange • Threaded connection • Three Way Valve | • Different materials for plug and seat (HC, Tantalum) for low Cv | • Different surface finish 0.4 µm to 0.6 µm • Bellows option (191300) • Standard (191400) • Aseptic version (191700/191800) |

Low Flow and Micro Flow

| Design | Linear Globe Split Body | Linear Globe Plug Head Guided | Linear Globe Barstock | Linear Globe Plug Head Guided |
|-------------------------------|--|---|---|--|
| Product |  |  |  |  |
| Type | 020000 | 030000 | 080000 | 185000 |
| Size Range | ½" DN 15 | ½" DN 15 | ¼" DN 6 | ½" DN 15 |
| Pressure Rating | Class 150 to 2500 PN 40 to PN 400 | Class 150 to 300 PN 10 to 40 | Class 2500 PN 400 | Class 150 to 2500 PN 40 to PN 400 |
| End Connections | Flanged 1/2" to 1" Flanged DN 15 to DN 25 Screwed ends 1/2" | Flanged 1/2" to 1" Flanged DN 15 to DN 25 Screwed ends 1/2" Special flanges | Screwed 1/4" Special screwed end connections | Flanged 1/2" to 1" Flanged DN 15 to DN 25 Screwed ends 1/2" |
| Body Materials | Stainless Steel | Stainless Steel | Stainless Steel Special Alloys | Stainless Steel Carbon Steel Special Alloys |
| Temperature Range (°F) | -392 to 752 | -22 to 882 | -22 to 882 | -328 to 752 |
| Shut Off Class | IV to VI | IV to VI | IV to V | IV to VI |
| Cv Range | 0.000063 to 2.9 | 0.0012 to 2.9 | 0.000063 to 0.29 | 0.000063 to 2.9 |
| Fugitive Emissions (optional) | TA-Luft certified ISO 15848 - part 1 / Class A-C | TA-Luft certified ISO 15848 - part 1 / Class A-C | TA-Luft certified ISO 15848 - part 1 / Class A-B | TA-Luft certified ISO 15848 - part 1 / Class A-C |
| Main Features | <ul style="list-style-type: none"> • Split body design | | <ul style="list-style-type: none"> • Compact valve • Laboratory application | <ul style="list-style-type: none"> • Compact valve • Laboratory application |
| Options | <ul style="list-style-type: none"> • Angle valve • 3-way • Cryogenic extension • High temperature extension • Bellows seal • Soft seat | <ul style="list-style-type: none"> • Easy to maintain • High temperature extension • Bellows seal • Soft seat | <ul style="list-style-type: none"> • Angle valve • High temperature extension • Bellows seal | <ul style="list-style-type: none"> • Angle valve • 3-way • Cryogenic extension • High temperature extension • Bellows seal • Soft seat |

| Others | Severe Service | | Bellows |
|---|---|---|--|
| Tank Bottom Valve | Linear Angle | Trims | Bellows |
|  |  |  |  |
| 051000 | Multi-Z | Severe Service Trims | |
| <p>½" to 6" DN 15 to DN 150</p> | <p>1" to 6" DN 25 to DN 150</p> | <p>Trims for Noise Reduction and Cavitation Reduction</p> | <p>Standard: The bellows seal is housed within the bellows extension. The Flowserve Kämmer design includes a rugged hydro-formed bellows seal with the backup packing seal located well above the bellows. For maximum protection, Kämmer offers bellows with up to five walls with wall thickness from 0.1 to 0.15 mm (for greater wall flexibility) for pressures up to 320 bar. A leak detection port is optional. Standard materials are SS and HC. Special materials are available upon request.</p> |
| <p>Class 150 to 300 PN 10 to PN 40</p> | <p>Up to Class 2500 Up to PN 400</p> | <p>• Type I – SoundControl For noise reduction only. It combines a standard parabolic plug with a 1 to 3 stage silencer as a non guided cage around the plug. Re-trofittable for applicable valve series.</p> | <p>• Type II – StreamControl Similar to Type I – SoundControl but with a Multihole plug instead of a parabolic version. The Multihole plug alone can be used for medium noise reduction for gases and as cavitation reduction for liquids.</p> |
| <p>Flanged</p> | <p>Flanged Weld Ends</p> | <p>• Type III – CageControl Heavy duty version for Noise and Cavitation reduction. The solid cage is the guiding for the plug. The plug can be either as a parabolic type or as a multihole type depending on the application. Can be used in any version for gases and liquids.</p> | <p>Specials (submerged): Using bellows seals in media with crystallising properties can lead to damage due to deposits in the convolutions. A submerged bellows seal is purposely situated directly within the flow path. This design provides a continues purging of the seal convolutions to prevent a build-up of deposits. A similar design is used for sanitary valves (CIP / SIP)</p> |
| <p>Stainless Steel Special alloys</p> | <p>Carbon Steel Stainless Steel</p> | <p>Suitable for following Valve Series:</p> | <p>Series: Virtually all FLOWSERVE Kämmer valves can be equipped with a bellows seal.</p> |
| <p>-22 to 882</p> | <p>-148 to 1202</p> | <p>Type I – SoundControl 035000, 041000</p> | |
| <p>IV to VI</p> | <p>IV to VI</p> | <p>Type II – StreamControl 011000, 020000, 030000, 035000, 185000, 191000</p> | |
| <p>4.7 to 650</p> | <p>0.5 - 102</p> | <p>Type III – CageControl 035000, 041000</p> | |
| <p>TA-Luft certified ISO 15848 - part 1 / Class A-C</p> | <p>TA-Luft certified ISO 15848 - part 1 / Class A-C</p> | <p>• Dirty Service Trim (Solids up to 10.5 mm) Designed for the service condition Cavitation Elimination</p> | |
| <p>• Seal welded standard construction • Seat ring designed to fit tank outlet dimensions • Compact and lightweight • Different outlet angle</p> | <p>• Pressure Balancing • Soft Seat • Custom trim shape • Piston and Diaphragm Actuator • Design changes according to Customers requirements • Block Design (without welding)</p> | <p>Applications: Type I – SoundControl Noise (Gases) Type II – StreamControl Noise (Gases) & Cavitation (Liquids) Type III – CageControl Noise (Gases) & Cavitation (Liquids)</p> | <p>Applications: For applications with toxic, explosive or fugitive media.</p> |
| <p>• Bellows seal • Extending / retracting plug • PTFE soft seat / hardened trim • Steam jacket • Purge connection • PT 100 inside the trim</p> | | | |



Your contact:



KMENBR0951-02 05.08

Flowserve Corporation has established industry leadership in the design and manufacture of its products. When properly selected, this Flowserve product is designed to perform its intended function safely during its useful life. However, the purchaser or user of Flowserve products should be aware that Flowserve products might be used in numerous applications under a wide variety of industrial service conditions. Although Flowserve can (and often does) provide general guidelines, it cannot provide specific data and warnings for all possible applications. The purchaser/user must therefore assume the ultimate responsibility for the proper sizing and selection, installation, operation, and maintenance of Flowserve products. The purchaser/user should read and understand the Installation Operation Maintenance (IOM) instructions included with the product, and train its employees and contractors in the safe use of Flowserve products in connection with the specific application.

While the information and specifications contained in this literature are believed to be accurate, they are supplied for informative purposes only and should not be considered certified or as a guarantee of satisfactory results by reliance thereon. Nothing contained herein is to be construed as a warranty or guarantee, express or implied, regarding any matter with respect to this product. Because Flowserve is continually improving and upgrading its product design, the specifications, dimensions and information contained herein are subject to change without notice. Should any question arise concerning these provisions, the purchaser/user should contact Flowserve Corporation at any one of its worldwide operations or offices.

© 2006 Flowserve Corporation, Irving, Texas, USA. Flowserve is a registered trademark of Flowserve Corporation.

Worldwide Regional Headquarters

Flowserve Corporation

Flow Control
1350 N. Mt. Springs Parkway
Springville, UT 84663
USA
Phone: +1 801 489 8611
Fax: +1 801 489 3719

Flowserve (Austria) GmbH

Control Valves - Villach Operation
Kasernengasse 6
9500 Villach
Austria
Phone: +43 (0)4242 41181 0
Fax: +43 (0)4242 41181 50

Flowserve India Controls Pvt. Ltd

Plot # 4, 1A, E.P.I.P, Whitefield
Bangalore Karnataka
India 560 066
Phone: +91 80 284 10 289
Fax: +91 80 284 10 286

Kämmer Products

Europe, Middle East, Africa, Asia, Pacific

Flowserve Essen GmbH

Manderscheidtstr. 19
45141 Essen
Germany
Phone: +49 (0)201 8919 5
Fax: +49 (0)201 8919 662

Kämmer Products

Americas

Flowserve (FCD)

Kämmer Valves INC.

1300 Parkway View Drive
Pittsburgh, Pa 15205
USA
Tel.: +1 412 787 8803
Fax: +1 412 787 1944